







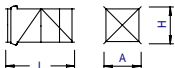
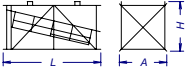
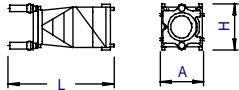
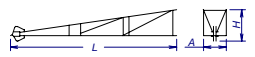
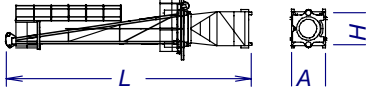
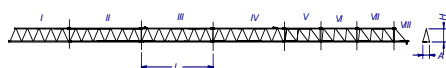

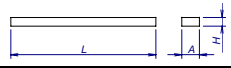
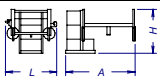
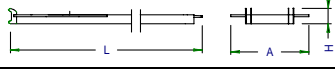
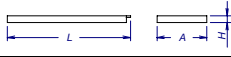
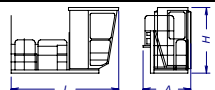
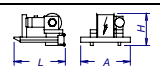
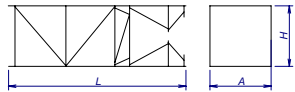
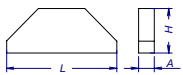
 SR (kg)		Cargas máximas / Maximum loads SR - 4000						4000 kg a
PLUMA JIB	Alcance del gancho (m) / Hook reach (m)							
	60	55	50	45	40	35	30	
60 m	1750	1950	2190	2485	2850	3325	3950	29,67 m
55 m	————	2200	2465	2790	3195	3715	4000	32,76 m
50 m	————	————	2750	3105	3550	4000	4000	35,96 m
45 m	————	————	————	3250	3715	4000	4000	37,42 m
40 m	————	————	————	————	3800	4000	4000	38,20 m
35 m	————	————	————	————	————	4000	4000	35 m
30 m	————	————	————	————	————	————	4000	30 m

CARACTERISTICAS DE MECANISMOS MECHANISMS FEATURES		Mecanismos sin VF: Mechanisms without VF:				Para For	 480V 60Hz	Potencias y velocidades: 20% más Powers and speeds: 20% more	
*opcional *optional		EC3360	* EC4070VF	* EC4880	* EC60100VF				
 <i>t</i> m/min		2   4   4 60   30   6	2   4 0...70   0...35	2   4   4 80   40   10	4   2 0...50   0...100	0...20 m/min	0...0,2 0,2...0,4 0,4...0,8 r/min sl/min	0...15 15...32 32...65 m/min	1 m/min
kW		24,3	29,4	35,3	44,1	2 x 7,3	2 x 5,5	3	9,2
Máx. recorrido gancho Maximum hook course	SR	102m 3 capas layers 272m 7 capas máx. max. layers	SR 168m 3 capas/layers 292m 5 capas máx./max. layers	 Potencia necesaria con ... Power required with ... 400V 50Hz EC3360 = 52,9 kW EC4070VF = 58 kW EC4880 = 63,9 kW EC60100VF = 72,7 kW					
Importante: A medida que la altura bajo gancho aumenta, disminuye la capacidad de carga de la grúa. Parar alturas superiores a la autoestable consultar a JASO EQUIPOS DE OBRAS Y CNES, S.L.		Important: When the height under hook increases, the hoisting load will decrease. If the height under hook is higher than the free standing height, consult to JASO EQUIPOS DE OBRAS Y CNES, S.L.							



**JASO EQUIPOS DE OBRAS Y CONSTRUCCIONES, S.L.**

Fecha / Date: 23-06-2.011 - Reservado el derecho a modificaciones sin previo aviso / Subject to modification, without previous warning  
Declinamos toda responsabilidad derivada de la información proporcionada / This information is supplied without liability

DENOMINACION / DENOMINATION		L (m)	A (m)	H (m)	P / W (kg)	
Torre inferior <i>Lower tower</i>	TNI 17		4,475	2,175	2,175	2940
	TRI 17		4,575	2,205	2,205	3950
Torre <i>Tower</i>	TN 17		4,475	1,981	1,900	2390
	TR 17		4,575	1,961	1,861	3470
	TR 17A		4,475	1,961	1,861	3426
	TR 20		4,575	2,201	2,281	3548
Torre asiento pista, base punta torre y orientación <i>Slewing table, tower head base and slewing mechanism</i>			5,008	2,140	2,141	5021
Punta de torre <i>Tower head</i>			7,661	1,225	1,525	1410
Conjunto asiento pista, punta de torre y orientación <i>Slewing table assembly, tower head and slewing mechanism</i>			11,480	2,140	2,141	7400
Tramo de pluma <i>Jib section</i>	P14-1N (I)		8,660	1,226	1,635	1040
	P14-2N (II)		10,145	1,226	1,630	1150
	P14-10N (III)		10,145	1,226	1,630	1015
	P14-4N (IV)		5,270	1,226	1,630	495
	P14-11N (V)		10,145	1,226	1,608	780
	P14-12N (VI)		5,255	1,226	1,535	355
	P14-13N (VII)		5,255	1,226	1,535	305
	P14-14N (VIII)		5,250	1,226	1,530	270
	P14-8N (IX)		2,056	1,226	1,730	195
Polipasto <i>Hook assembly</i>			0,99	0,303	1,067	192
Tirante sostén pluma <i>Jib support tie</i>	Largo / Long		5,30	0,70	1,750	1030
	Corto / Short		4,90	0,445	1,750	443
Carro <i>Crab</i>			1,584	2,400	1,541	260
Contrapluma con plataformas <i>Counterjib with platforms</i>			11,810	2,984	0,5	2500
Prolongación contrapluma con plataforma <i>Counterjib extension with platform</i>			2,750	2,3	0,5	815
Plataforma y cabina <i>Platform and cabin</i>			3,759	1,65	2,338	820
Soporte y elevación <i>Support and hoisting</i>	EC4880		2,393	2,315	1,753	2500
	EC3360		2,050	2,300	1,932	1975
Torre de montaje <i>Jacking cage</i>			8,29	2,493	2,466	2947
Lastre <i>Ballast</i>			3,8	0,58	1,5	6000

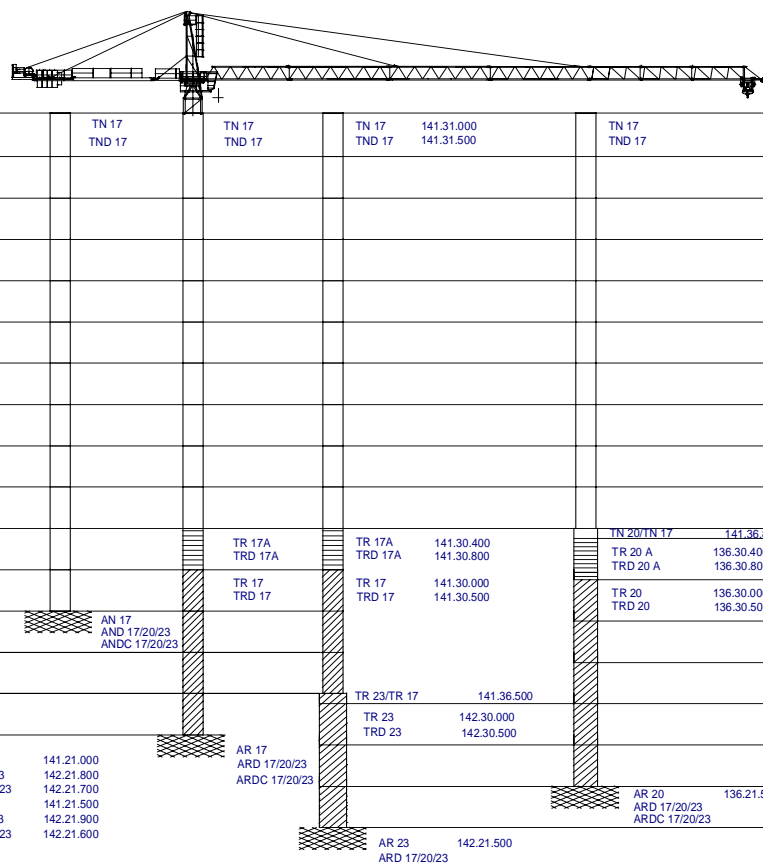
LASTRES INFERIORES / LOWER BALLASTS		Para alturas intermedias tomar el lastre correspondiente a la altura superior <i>For intermediate heights take the ballast corresponding to the higher height</i>					
Altura bajo gancho (m) / Height under hook (m)		28,9	37,6	46,3	54,9	63,5	
Número de piedras a colocar <i>Number of ballast blocks to put</i>	Piedras de 6000 kg <i>Blocks of 6000 kg</i>	BN 45-17	8	10	12	—	—
		BN 6-17	6	8	10	12	—
		BR 6-17	6	8	10	12	16



**JASO EQUIPOS DE OBRAS Y CONSTRUCCIONES, S.L.**

Fecha / Date: 23-06-2.011 - Reservado el derecho a modificaciones sin previo aviso / Subject to modification, without previous warning

Declinamos toda responsabilidad derivada de la información proporcionada / This information is supplied without liability

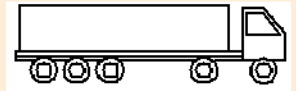


TORRES / TOWERS	ALTURA / HEIGHT							ALTURA / HEIGHT	TORRES / TOWERS		
1	6,80	TN 17 TND 17	TN 17 TND 17	TN 17 TND 17	141.31.000 141.31.500		TN 17 TND 17	6,80	1		
2	11,12							11,12	2		
3	15,44							15,44	3		
4	19,76							19,76	4		
5	24,08							24,08	5		
6	28,40							28,40	6		
7	32,72							32,72	7		
8	37,04							37,04	8		
9	41,36							41,36	9		
10	45,68							45,68	10		
11	50,0		TR 17A TRD 17A	TR 17A TRD 17A	141.30.400 141.30.800		TN 20/TN 17 TR 20 A TRD 20 A	141.36.800 136.30.400 136.30.800	47,14	51,46	11
12	54,32		TR 17 TRD 17	TR 17 TRD 17	141.30.000 141.30.500		TR 20 TRD 20	136.30.000 136.30.500		55,78	12
13	58,75	AN 17 AND 17/20/23 ANDC 17/20/23								60,10	13
14	63,07			TR 23/TR 17 TR 23 TRD 23	141.36.500 142.30.000 142.30.500					64,42	14
15	67,39									68,74	15
		AN 17 AND 17/20/23 ANDC 17/20/23 AR 17 ARD 17/20/23 ARDC 17/20/23	141.21.000 142.21.800 142.21.700 141.21.500 142.21.900 142.21.600	AR 17 ARD 17/20/23 ARDC 17/20/23			AR 20 ARD 17/20/23 ARDC 17/20/23	136.21.500		73,06	16
				AR 23 ARD 17/20/23 ARDC 17/20/23	142.21.500					77,08	17

Transporte grúa de 54,3 m bajo gancho con estacionaria I

54,3 m under hook crane transport with stationary I

En camiones / In trucks



6 unidades / 6 units


En contenedores / In containers

HIGH CUBE 40'

7 unidades / 7 units

Las configuraciones de torre representadas son recomendaciones de montaje que pueden ser utilizadas en cualquier instalación. Cada tramo de torre, en la posición indicada, puede asimismo ser utilizado como elemento inferior de torre en grúa autoestable estándar con su correspondiente altura bajo gancho. Configuraciones de torre para mayores alturas bajo gancho o con diferentes tramos de torre no representadas aquí, pueden ser también posibles aunque deben ser verificadas y confirmadas por escrito por nuestro departamento técnico en cada caso individual y antes de que empiece la instalación de la grúa.

The represented tower configurations are assembly recommendations that can be used in any installation. Each tower section in its indicated position can also be used as the lower element of the mast tower in standard freestanding crane with its corresponding height under hook. Tower configurations not shown here, with greater heights under hook or with different tower sections, are also possible but must be checked and confirmed in writing by our technical department in every individual case and before crane installation starts.



JASO EQUIPOS DE OBRAS Y CONSTRUCCIONES, S.L.

Ctra./Rd. Madrid - Irún Km. 415  
20.213 IDIAZABAL (Gipuzkoa)  
ESPAÑA / SPAIN  
P.O. Box, 23 - 20.200 BEASAIN

Tel. +34 943 - 18 70 00  
Fax. +34 943 - 18 70 20  
E-mail: jaso@jaso.com  
http://www.jaso.com

Fecha / Date: 23-06-2.011

DELEGACION / DELEGATION

Reservado el derecho a modificaciones sin previo aviso / Subject to modification, without previous warning  
Declinamos toda responsabilidad derivada de la información proporcionada / This information is supplied without liability